



Kentucky High School Athletic Association

2280 Executive Drive ° Lexington, KY 40505 ° www.khsaa.org ° (859)299-5472 (859)293-5999 (fax)

MEMORANDUM

To: Superintendent, Principal, and Athletic Director
Eastern High School

From: Brigid L. DeVries, Commissioner
Larry Boucher, Assistant Commissioner


Date: July 25, 2006

Subject: 2005-2006 Title IX Annual Report Forms Submission

Enclosed please find a copy of Form T-65, the 2005-2006 KHSAA Title IX Annual Report Submission Status Report. In addition, you may find an attachment with corrected copies of the forms submitted by your school personnel. Please review this information so the forms can be completed accurately in the future.

Also, KHSAA Audit Team Members may have requested resubmission of some of the 2005-2006 Annual Report Forms or need additional information on your athletic programs. Please submit this information by the date requested if this is applicable. Copies and all KHSAA Title IX documents must be kept current and included in your permanent Title IX File at the school. All documents are subject to Open Records Requests.

Should you need any further information, please do not hesitate to call anytime.



**KHSAA TITLE IX
ANNUAL REPORT SUBMISSION
STATUS REPORT
2005-2006**

KHSAA Form T85
Revised 8/05

TO: KHSAA Member School Superintendents, Principals, and Athletic Directors

FROM: Brigid L. DeVries, Commissioner
Larry Boucher, Assistant Commissioner

DATE: 7/21/2006

School	Eastern High School	Reviewed by	Gary W. Lawson
--------	---------------------	-------------	----------------

The following is a status report regarding the required 2005 - 2006 Title IX Annual Report submission of forms due into the KHSAA office by April 15, 2006. Appropriate KHSAA Audit Team personnel have reviewed these forms and the following is a summary of this review.

I. Checklist of Forms properly submitted in a satisfactory manner:

X	GE 19 (Annual Verification)	X	T-35 (Budget Expenses)
X	T-1 (Summary Program Chart 1)	X	T-36 (Budget Expenses)
X	T-2 (Summary Program Chart 2)	X	T-41 (Checklist – Overall Interscholastic Program)
X	T-3 (Summary Program Chart 3)	X	T-60 (Corrective Action Plan)
X	T-4 (Summary Program Chart 4)	X	T-63 (Interscholastic Survey Results)

II. Status

A.	X	2005 – 2006 Forms are satisfactory and no further information or action is necessary at this time.
B.		Errors have been noted with respect to the following forms:
C.		The following forms were omitted and must be submitted by school representatives:
D.	X	Other Recommendation and Comments: All calculations appear correct and report is in good order. Data indicates that school is currently meeting the standard established in test #3 for provision of athletic opportunities. School needs to continue to monitor athletic spending in relation to provision of equitable benefits. The advantage designated to the boys program in locker rooms, practice and competitive facilities is addressed in the schools' Corrective Action Plan. School officials are reminded that the KHSAA recommends that each Gender Equity Review Committee have student representation. Thank you and have a nice summer.

EASTERN HIGH SCHOOL

TITLE IX REPORT

2005-06

**EASTERN HIGH SCHOOL
12400 OLD SHELBYVILLE RD
LOUISVILLE, KENTUCKY 40243
502-485-8243**



**2005-2006 KENTUCKY HIGH SCHOOL ATHLETIC ASSOCIATION
ANNUAL VERIFICATION OF TITLE IX PROCEDURES**
(To be submitted by April 15, 2006 along with other required forms)

KHSAA
Form GE19
Rev. 9/05

The EASTERN High School, LOUISVILLE, Kentucky
(Name of High School) (City)

certifies to the Kentucky High School Athletic Association that the following is an accurate and true representation of the facts surrounding compliance with 20 U.S.C. Sections 1681-1688, et. Seq. (also known as Title IX)

I certify the following provisions in accordance with records at the school contained in the permanent Title IX file, and to the best of my knowledge have completed the following tasks (All boxes must be checked).

Established a gender equity committee at the high school. (list committee personnel and provide attachment if necessary)

Name	Address	Phone	Title
Joe Rogers	215 Eastern wood ct.	502-244-6842	Athletic Director
Steve Hawes	4003 Plymouth Rd.	502-742-2335	Boys Soccer Coach
John Marshall	5026 Middlesex Dr.	502-426-1077	Asst. Principal
April Eaves	8013 Montero Dr. A	502-419-6582	Girls Track Coach
Karen McNeil	10402 Sterling Springs Rd	502-245-2332	Parent—BB & SOC & BK
Linda Schatz	1507 Crosstimbers Dr.	502-245-5166	Parent—Girls SOC

Scheduled a minimum of three meetings during the 2005-2006 school year on the following dates:
Aug. 31, 2005
Jan. 11, 2006
May 10, 2006

Designated the following person(s) as the Title IX coordinator for the school:

Joe Rogers A.D. 215 Eastern Wood Ct 502-244-6842

Name	Title	Address	Phone
------	-------	---------	-------


Designated the following person(s) as the Title IX coordinator for the district:



Cheryl Walker Director of Compliance 3332 Newburg Rd. 502-485-3341

Name	Title	Address	Phone
------	-------	---------	-------

School personnel are continuing to make periodic reviews of the boys' and girls' athletics program reflected in the Corrective Action Plan.

In addition to the above information, the above referenced school maintains a complete permanent file relative to Title IX records including copies of the self-assessment audit, all corrective action plans, and other related materials.

 3-6 2006
Principal's Signature Date

 
Superintendent Signature School Board Chairpersons' Signature

(Send original copy to KHSAA - Maintain duplicate in Title IX school folder)

ACCOMMODATION OF INTERESTS AND ABILITIES
SUMMARY PROGRAM CHART 1

Participation Opportunities Test One


		(Column 1)	(Column 2)	(Column 3)	(Column 4)
	Program	Enrollment	Percentage of Total Enrollment	Number of Interscholastic Participants (double and triple count)	Percentage of Total Participation
Row 1	GIRLS	854	46.5	315	41.2
Row 2	BOYS	980	53.5	450	58.8
Row 3	Totals	1834	100%	765	100%

Instructions:

*Number of 8th grade students & below used in Column 3 and Column 4 calculations if applicable: 17

- Determine the total number of girls enrolled, (place in Row 1, Column 1). Determine the total number of boys enrolled, (place in Row 2, Column 1).
- Add the total number of girls and boys enrolled to determine total enrollment, (place in Row 3, Column 1).
- Calculate the percentage of total enrollment that is female. (Divide Row 1, Column 1 by row 3, Column 1 and place in Row 1, Column 2.) Calculate the percentage of total enrollment that is male. (Divide Row 2, Column 1 by Row 3, Column 1 and place in Row 2, Column 2.) Note: Row 1, Column 2 plus Row 2, Column 2 should total 100%.
- Ask the head coaches to review the most updated eligibility or squad lists for their teams. Ask coaches to confirm the names of those individuals who are on the team as of the first **date of competition**, and cross out the names of those who were cut from the team or quit the team prior to the first competitive event. Determine the total number of interscholastic athletics participants that are girls, (and place in Row 1, Column 3). In order to determine the total number of athletics participants, an individual should be counted each time he or she participates on a team. For example, if Jane Doe competes on the varsity volleyball team, the junior varsity volleyball team, the junior varsity basketball team, and the varsity softball team, she should be counted as four participants (**do not include club or intramural sports participants, cheerleaders, dance teams, or pom squads**). Calculate the same way for boys and girls. * In addition, should 8th grade students and below play on a Freshman, Junior Varsity, or Varsity team, they should also be counted for each team and sport on which they participate. If applicable, please asterisk the above notation as to how many 8th grade students & below are included in the totals. Using the same procedure, determine the total number of interscholastic athletic participants that are boys, (and place in Row 2, Column 3). Add Row 1, Column 3 plus Row 2, Column 3 to get total participants and place in Row 3, Column 3.
- Calculate the percentage of female participation. (Row 1, Column 3 divided by Row 3, Column 3 and place in Row 1, Column 4.) Calculate the percentage of male participation. (Row 2, Column 3 divided by Row 3, Column 3 and place in Row 2, Column 4.) Note: Row 1, Column 4 plus Row 2, Column 4 should total 100%.

Note: While being within three percent is not a formal compliance standard; if the percent listed in Row 1, Column 4 is within 3% of Row 1, Column 2, then it provides a good target within which compliance is likely.

Principal's Signature:  Date: 3/31/06

2005-2006
ACCOMMODATION OF INTERESTS AND ABILITIES
SUMMARY PROGRAM CHART 2

KHSAA
 Form T2
 Rev. 9/05

Participation Opportunities Test Two

		Column 1	Column 2	Column 3	Column 4	Column 5
Program		Number of Teams Currently Offered	Number of Participants	Number of Teams Added Since the beginning of the 2001-2002 School Year	Number of Participants Added Since the beginning of the 2001-2002 School Year	Percent of Total Participation By Sex Added Since the beginning of the 2001-2002 School Year
GIRLS	Row 1	varsity:	10	184	0	
	Row 2	j.v.:	7	104	0	
	Row 3	frosh:	3	27	1	7
	Row 4	total:	20	315	1	7
BOYS	Row 5	varsity:	10	223	0	0
	Row 6	j.v.:	8	154	0	0
	Row 7	frosh:	3	73	0	0
	Row 8	total:	21	450	0	0

- 1) For Column 1, list the number of interscholastic teams offered for girls and boys at each competitive level (varsity, junior varsity, and freshman). For girls, total each of the entries in Rows 1, 2, and 3 into Row 4. For boys, total Rows 5, 6, and 7 into Row 8.
- 2) For Column 2, list the number of participants at each level. For girls, total each of the entries in Rows 1, 2, and 3 into Row 4. For boys, total Rows 5, 6, and 7 into Row 8. **Note:** The totals in Row 4 for girls and in Row 8 for boys must be the same as the totals in Form T-1, Column 3, Rows 1 and 2 respectively.
- 3) For Column 3, list the number of interscholastic teams that have been added in the last five years at each competitive level. Count each team added during the 5 year period only one time. e.g. Girl's junior varsity soccer was added 3 years ago, count the team only once, not 3 times. For girls, total the entries in Rows 1, 2, and 3 into Row 4. For boys, total Rows 5, 6, and 7 into Row 8.
- 4) For Column 4, list the number of participants that are currently on each level of the teams that were added in the last five years. If a team was added previously but no longer exists, there are no current participants to be added for that team. For girls, total the entries in Rows 1, 2, and 3 into Row 4. For boys, total Rows 5, 6, and 7 into Row 8.
- 5) For Column 5, calculate the percentage of participants that have been added in the last five years. For girls, take the number in Column 4, Row 4 and divide by the number in Column 2, Row 4. For boys, take the number in Column 4, Row 8 and divide it by the number in Column 2, Row 8.

Note: If the percentage of current participants added in the last five years is 25% or greater, compliance with test two may be possible. If less than 25%, then compliance with test three should be analyzed. **CAUTION:** 25% is not a formal compliance standard.

Principal's Signature: AS Sent Date: 3/31/06


KHSAA
Form T3
Rev. 9/05

2005-2006
ACCOMMODATION OF INTERESTS AND ABILITIES
SUMMARY PROGRAM CHART 3

Participation Opportunities Test Three

FOR ANY QUESTION ANSWERED "YES" IDENTIFY THE RESPECTIVE SPORT(S).

	GIRLS (Yes / No)		BOYS (Yes / No)
1. For a sport not currently played at the interscholastic level (varsity, junior varsity, or freshman) in your school, is there an intramural team offered for that sport?	NO		NO
2. For a sport <u>not</u> currently offered in your interscholastic athletics program, is there sufficient interest to form a viable interscholastic team based on participation on an intramural team or community recreation teams?	NO		NO
3. For a sport <u>not</u> currently offered, is there sufficient interest, based on your most recent Student Interest Survey, to form a viable interscholastic team based on student responses from the interscholastic survey? If yes, what sport?	NO		NO
4. For a sport currently offered at the varsity level only, is there sufficient interest, based on your most recent Student Interest Survey, to form a viable team for a junior varsity or freshman team that is not currently offered?	NO		NO
5. For a sport currently offered at the junior varsity or freshman level is there sufficient interest, based on your most recent Student Interest Survey, to form a varsity team not currently offered?	NO		NO

Principal's Signature:  Date: 3/31/06

2005-2006
ACCOMODATION OF INTERESTS AND ABILITIES
SUMMARY PROGRAM CHART 4

Levels of Competition Test One

		Column 1	Column 2	Column 3
Girls	Team Levels	Number of Teams Currently Offered	Number of Participants	Percentage of Participants at Each Level
Row 1	varsity:	10	184	58.4
Row 2	j.v.:	7	104	33.0
Row 3	frosh:	3	27	8.6
Row 4	total:		315	100%
Boys				
Row 5	varsity:	10	223	49.6
Row 6	j.v.:	8	154	34.2
Row 7	frosh:	3	73	16.2
Row 8	total:		450	100%

- Column 1, list the number of interscholastic teams offered for girls and boys at each competitive level; varsity, junior varsity, and freshman. (Refer to Form T-2, Accommodation of Interests and Abilities, Summary Program Chart 2, Column 1.)
- For Column 2, list the number of participants at each level. For girls, total the entries in Rows 1, 2, and 3 into Row 4. For boys, total the entries in Rows 5, 6, and 7 into Row 8. (Refer to Form T-2, Accommodation of Interests and Abilities, Summary Program Chart 2, Column 2.)
- For Column 3, calculate the percentage of female and male participants at each level.
For girls' varsity, junior varsity, and frosh, respectively:
 - Divide Column 2, Row 1 by Column 2, Row 4, and place the percentage in Column 3, Row 1.
 - Divide Column 2, Row 2 by Column 2, Row 4, and place the percentage in Column 3, Row 2.
 - Divide Column 2, Row 3 by Column 2, Row 4, and place the percentage in Column 3, Row 3.
 -
 For boys' varsity, junior varsity, and frosh, respectively:
 - Divide Column 2, Row 5 by Column 2, Row 8, and place the percentage in Column 3, Row 5.
 - Divide Column 2, Row 6 by Column 2, Row 8, and place the percentage in Column 3, Row 6.
 - Divide Column 2, Row 7 by Column 2, Row 8, and place the percentage in Column 3, Row 7.

Principal's Signature:  Date: 3/31/06

**2005-2006
ACTUAL EXPENDITURES - PROGRAM COMPARISON CHART I
TO INCLUDE BOOSTER CLUB FUNDING**

	equipment and supplies		travel		awards		coaches' salaries (to include supplemental and extended employment; dollar amount needed)		facilities improvements		publications (if sport-specific)	
	Expenditures		Expenditures		Expenditures		Expenditures		Expenditures		Expenditures	
	School	Booster	School	Booster	School	Booster	School	Booster	School	Booster	School	Booster
G basketball	3673	287	548	0	100	69	0	0	0	0	0	0
B basketball	309	938	972	0	100	142	0	1011	0	0	0	0
G softball	0	1343	281	0	0	487	1100	2200	586	2068	0	0
B baseball	0	2938	0	1138	0	987	2200	2200	0	16700	0	857
G cross country	383	0	172	0	72	0	0	0	0	0	0	0
B cross country	383	0	172	0	100	0	0	0	0	0	0	0
G golf	197	0	0	0	75	0	0	0	0	0	0	0
B golf	306	0	0	0	40	0	0	0	0	0	0	0
G soccer	0	1122	90	913	0	238	0	1000	0	0	0	0
B soccer	0	994	30	653	0	185	0	1000	0	0	0	0
G swimming	250	0	218	0	100	0	0	0	0	0	0	0
B swimming	50	0	60	0	100	0	0	0	0	0	0	0
<p>Total expenditures on T-35 and T-36 on the 2005-2006 year report due by April 15, 2006, should reflect the total monies spent (rounded off to nearest hundred) for the entire school year of 2004-2005 ending June 30, 2005.</p>												

2. Booster Club Funding/Contributions must be included in the expenditures total.

Principal's Signature: *A Senth* Date: 3/31/06

**2005-2006
ACTUAL EXPENDITURES - PROGRAM COMPARISON CHART 2
TO INCLUDE BOOSTER CLUB FUNDING**

	equipment and supplies		travel		awards		coaches' salaries (to include supplemental and extended employment; dollar amount needed)		facilities improvements		publications (if sport-specific)	
	Expenditures		Expenditures		Expenditures		Expenditures		Expenditures		Expenditures	
	School	Booster	School	Booster	School	Booster	School	Booster	School	Booster	School	Booster
G track	1178	0	942	0	100	0	0	0	453	0	0	0
B track	937	0	942	0	100	0	0	0	453	0	0	0
G tennis	781	0	0	0	75	0	0	0	0	0	0	0
B tennis	781	0	0	0	75	0	0	0	0	0	0	0
G volleyball	0	5207	120	0	0	578	0	1300	0	0	0	0
B wrestling	1075	0	841	0	100	0	0	1700	0	0	0	0
G Field Hockey	0	2854	150	1530	0	367	0	1335	0	1272	0	0
B football	8667	550	400	0	0	2985	0	3100	0	0	0	2720
G (list sport)												
B (list sport)												

1. Total expenditures on T-35 and T-36 on the 2005-2006 year report due by April 15, 2006, should reflect the total monies spent (rounded off to nearest hundred) for the entire school year of 2004-2005 ending June 30, 2005.

2. Booster Club Funding/Contributions must be included in the expenditures total.

Indicate percentage of total expenditures for each gender:

Gender	Expenditures	Percentage
Boys	\$ 59,891	62
Girls	\$ 35,814	38
Total:	\$ 95,705	100%

Principal's Signature: *[Signature]* Date: 3/31/06

2005-2006 KHSAA TITLE IX ATHLETICS AUDIT
Checklist - Overall Interscholastic Athletics Program

KHSAA
Form T41
Rev. 9/05

DIRECTIONS:

For the Areas of Compliance (Opportunities and Benefits) listed on the left hand side of the page, place a checkmark under the appropriate column identifying whether your school provided an advantage to the Girls' Program, or to the Boys' Program or to Neither Program.

Areas of Compliance:	ADVANTAGE TO:		
	GIRLS' PROGRAM	BOYS' PROGRAM	NEITHER PROGRAM
OPPORTUNITIES			
Accommodation of Interest and Abilities			X
BENEFITS			
Equipment and Supplies			X
Scheduling of Games and Practice Time			X
Travel and Per Diem Allowances			X
Coaching			X
Locker Rooms, Practice and Competitive Facilities		X	
Medical and Training Facilities and Services			X
Publicity			X
Support Services			X
Athletic Scholarships			DNA
Tutoring			X
Housing and Dining Facilities and Services			DNA
Recruitment of Student Athletes			DNA

Principal's Signature: *A. D. Saut* Date: 3/31/06

SCHOOL NAME
EASTERN HIGH SCHOOL

2005-2006
TITLE IX
CORRECTIVE ACTION PLAN

DIRECTIONS:

1. For Column 1, indicate the intended area which needs corrective action in order to achieve gender equity. For Column 2, write the suggested change or activities that will correct the area in need of alteration. For Column 3, include the estimated completion date for the changes or activities.
2. It is possible to attain compliance with Title IX and no longer need "corrective" action. However, the KHSAA strongly encourages compliant schools to identify items for improvement (Column 1), activities to accomplish the improvement (Column 2) and a timetable for completion (Column 3) that will strengthen the athletic program.
3. You may copy this form as needed. Please attach corrective action plans along with audit forms and submit by April 15, 2006.

COLUMN 1 ITEM FOR CORRECTION/ IMPROVEMENT	COLUMN 2 SUGGESTED CHANGE/ ACTIVITIES	COLUMN 3 TIME TABLE FOR CORRECTIVE ACTION/ COMPLETION
One more locker room for girls programs	Construction of new locker room	Board of Education will need to help in this project.
Need to add one more Girls Junior Varsity team to be equal with Boys	Coaches will try to recruit more girls from sophomore and junior classes.	2006-07 School year
Overall numbers of girls rose in 05-06, but boys did too. Still need to increase total number of girls	Coaches need to recruit girls into their programs.	2006-07 School year
Outdoor Restroom facilities for women need to be increased.	Hope to build new facilities in area of football stadium.	2006-07 School year.

Principal's Signature: *Ascent* Date: 3/31/06



2005-2006 INTERSCHOLASTIC
ATHLETICS SURVEY
Summary of Student Responses

KHSAA
Form T63
Rev. 9/05

School Name: EASTERN HIGH SCHOOL
School Enrollment: 1834 (SHOULD AGREE WITH FORM T-1)
Date: MARCH 31, 2006
Completed By: JOE ROGERS

Instructions:

1. Summarize the Student Athletics Interest Surveys Form T-61 by listing the total number of responses on the line next to each sport.
2. Under the Other Category please provide a listing of the sports as well as the number of students who are interested in participating.
3. Please sign and date this Summary Form (T-63) and mail this Summary Form only to the KHSAA by April 15, 2006. Do not mail the student surveys (Form T-61). However, these Forms should be maintained in your files in the event they are requested subsequently.

1834 Number of Surveys
1503 Total Returned (*A minimum of 80% return is expected*)
9-12 Grades Surveyed (*Should be grades 9-11 and 8th grade if school has a feeder system*)

How Was The Survey Administered? ENGLISH CLASSES
(e.g. was it given in all English classes, or all home rooms, or advisee/advisor?)

KHSAA Sanctioned Fall Sports (*List Total Number of Participation Responses*)

16 Cross Country (Girls)
31 Cross Country (Boys)
161 Football (Boys)
5 Golf (Girls)
36 Golf (Boys)
48 Soccer (Girls)
63 Soccer (Boys)
28 Volleyball (Girls)

Winter Sport (*List Total Number of Participation Responses*)

<u>78</u>	Basketball (Girls)
<u>191</u>	Basketball (Boys)
<u>54</u>	Indoor Track (Girls)
<u>66</u>	Indoor Track (Boys)
<u>41</u>	Swimming & Diving (Girls)
<u>38</u>	Swimming & Diving (Boys)
<u>51</u>	Wrestling (Boys)

Spring Sport (*List Total Number of Participation Responses*)

<u>85</u>	Baseball (Boys)
<u>37</u>	Fast Pitch Softball (Girls)
<u>28</u>	Slow Pitch Softball (Girls)
<u>22</u>	Tennis (Girls)
<u>37</u>	Tennis (Boys)
<u>68</u>	Track (Girls)
<u>76</u>	Track (Boys)

Non-KHSAA Sanctioned Sports (*From Student Survey T-61 Question 10*)

<u>12</u>	Archery
<u>38</u>	Field Hockey
<u>18</u>	Bowling
<u>3</u>	Boys' Gymnastics
<u>2</u>	Girls' Gymnastics
<u>18</u>	Ice Hockey
<u>52</u>	Boys' Lacrosse
<u>25</u>	Girls' Lacrosse
<u>17</u>	Rifle
<u>3</u>	Rodeo
<u>16</u>	Boys' Volleyball
<u>7</u>	Water Polo
<u>155</u>	Weightlifting

Number of Students who participate in Intramural Sports
(*From Student Survey T-61 Question 5*)

<u>Sport</u>	<u>Number</u>
POWDER PUFF	31

List Intramural Sports students are interested in adding:
(From Student Survey T-61 Question 6)

<u>Sport</u>	<u>Number</u>
BASKETBALL	55
LACROSSE	38
BOWLING	15
FOOTBALL	32
ICE HOCKEY	18

Participation in Non-School Sports Activities
(From Student Survey T-61 Question 7)

<u>Sport</u>	<u>Number</u>
BASKETBALL	26
ICE HOCKEY	16
LACROSSE	41
SOCCER	15
ROCK CLIMBING	6
SWIMMING	6

Reasons for not participating in interscholastic athletics
(From Survey Question 8)

- 82 I prefer other activities such as band, chorus, etc.
- 126 I don't have time
- 43 The practice schedules and game times are inconvenient
- 12 The sport I like isn't offered
- 8 It's too expensive
- 34 I prefer to participate in club or intramural sports
- 79 Working
- _____ Other:

Student Suggestions to encourage participation
 Don't cut students from team.

Practice takes up too much time. Practice during school time.



 Principal's Signature

3/31/06

 Date

EASTERN HIGH SCHOOL ATHLETIC DEPARTMENT

Joe Rogers, C.M.A.A.
Athletic Director
12400 Old Shelbyville Rd.
Louisville, KY 40243

Telephone 502-485-8432
Fax 502-485-3883

COMMENTS ON DIFFERENT AREAS OF REPORT

1. THE NUMBER OF COACHES AND THE SALARY THEY RECEIVE IS CONTROLLED BY THE JEFFERSON COUNTY BOARD OF EDUCATION. ATTACHED IS THE LISTING OF THE NUMBER OF COACHES AND THE SALARIES EACH RECEIVES.

2. THE MAJOR DISCREPENCY IN MONEY SPENT ON BOYS' VERSUS GIRLS' PROGRAMS RELATES TO THE MONEY THE BASEBALL BOOSTERS SPENT ON A LOAN THEY HAVE TO PAY FOR THE NEW LIGHTS PUT ON THE FIELD TWO YEARS AGO.
 - a. REMOVE THE \$16,700 PAID ON THE LIGHTS AND THE TOTAL SPENT ON THE BOYS IS \$43,291.
 - b. BOYS' PERCENTAGE WOULD BECOME 54% OF TOTAL AND GIRLS' PERCENTAGE WOULD BECOME 46% OF TOTAL SPENT.

Jefferson County Public Schools Coaches' Hiring Per Sport

Listed are the maximum number of coaches allowed per sport for the Jefferson County Public Schools. Schools may hire additional coaches at the established pay scale unless otherwise noted. Hiring additional coaches is at the discretion of the local schools.

Baseball: Total 6		Field Hockey: Total 6		Swimming: (2 boys'/2 girls') Total 4	
Board Paid: Head Coach	1	Board Paid: Head Coach	1	Board Paid: Head Coaches	
School Paid: Varsity Assistant	1 [^]	Varsity Assistant	1	(1 boys'/1 girls')	2
JV	2 [^]	School Paid: JV	2*	School Paid: Assistant Coaches	
Grade Nine	2 [^]	Grade Nine	2 [^]	(1 boys'/1 girls')	2 [^]
Basketball: (4 boys'/4 girls') Total 8		Football: Total 10		Tennis: (2 boys'/2 girls') Total 4	
Board Paid: Head Coaches	2	Board Paid: Head Coach	1	Board Paid: Head Coaches	
(1 boys'/1 girls')		Varsity Assistants	3	(1 boys'/1 girls')	2
JV Coaches	2	Grade Nine	2	School Paid: Assistant Coaches	
(1 boys'/1 girls')		School Paid: JV	2*	(1 boys'/1 girls')	2 [^]
Grade Nine	2	Grade Nine	2	Track: (4 boys'/4 girls') Total 8	
(1 boys'/1 girls')		Golf: (2 boys'/2 girls') Total 4		Board Paid: Head Coaches	
School Paid: Varsity Assistants	2*	Board Paid: Head Coaches	2	(1 boys'/1 girls')	
(1 boys'/1 girls')		(1 boys'/1 girls')		Assistant Coaches	
Cheerleading: Total 5		School Paid: Varsity Assistants	2 [^]	(1 boys'/1 girls')	
Board Paid: Varsity Sponsor	1	Soccer—Boys': Total 4		School Paid: Assistant Coaches	
School Paid: Varsity Assistant	1 [^]	Board Paid: Head Coach	1	(2 boys'/2 girls')	4*
JV/Grade Nine	1 [^]	JV	1	Volleyball: Total 4	
Varsity Assistants	1 [^]	School Paid: Varsity Assistant	1*	Board Paid: Head Coach	
Grade Nine Assistant	1 [^]	Grade Nine	1	JV	
Cross-Country: (2 boys'/2 girls') Total 4		Soccer—Girls': Total 4		School Paid: Varsity Assistant	
Board Paid: Head Coaches	2	Board Paid: Head Coach	1	Grade Nine	
(1 boys'/1 girls')		JV	1	Wrestling: Total 3	
School Paid: Varsity Assistants	2 [^]	School Paid: Varsity Assistant	1*	Board Paid: Head Coach	
(1 boys'/1 girls')		Grade Nine	1 [^]	Assistant	
Dance: Total 3		Softball: Total 6		School Paid: Assistant	
Board Paid: Varsity Sponsor	1	Board Paid: Head Coach	1		
School Paid: Varsity Assistants	2 [^]	School Paid: Varsity Assistant	1 [^]		
Drama: Total 3		JV	2 [^]		
Board Paid: Sponsor	1	Grade Nine	2 [^]		
School Paid: Sponsors	2 [^]				

* Must pay salary from Board scale

[^] Must pay salary from supplemental Board-approved salary schedule

2005-06 - WORK YEAR - COACHES/SPONSORS

SPORTS & ACTIVITIES	INDEX	BEGINNING DATE	ENDING DATE	# OF DAYS IN SEASON
Athletic Director	1.2	July 01	June 01	220 + 2 Conf.
Football- Head, Asst, Fr.	1.0, .6, .3	July 15	November 04	80
Basketball- (H), Asst, Fr.	1.0, .6, .3	October 15	March 03	86
Track- Head & Asst.	.6 & .3	December 01 (02/15)	May 20	110 (68)
Baseball	.6	February 15	May 26	68
Wrestling- Head & Asst.	.6 & .4	October 15	February 18	77
Volleyball- Head & Asst.	.6 & .4	July 15	October 14	66
Cross Country	.5	July 15	November 05	80
Field Hockey- (H), Asst.	.5 & .4	July 15	October 19	74
Soccer- Head & Asst.	.5 & .3	July 15	October 21	66
Tennis	.5	February 15	May 19	64
Softball	.5	February 15	May 26	68
Golf	.4	July 15	September 27	53
Swimming	.4	October 02 (10/15)	February 04	76 (67)
SPONSORS				
Academic Coordinator	.6	August 16	May 25	177
School Tech Coordinator	.6	August 12	May 25	179
Band	.9	August 16	May 25	179
Cheerleading	.6	July 15	March 03	151
Drill Team	.5	July 15	March 18	161
Chess	.4	September 02	March 03	116
Choral	.4	September 04	May 19	165
Drama	.4	September 04	May 19	165
Future Problem Solving	1 x stipend	September 02	December 09	70
Newspaper	.4	September 04	May 25	165
Orchestra	.4	September 04	May 25	165
Quick Recall	.4	September 02	February 24	112
JV Quick Recall	1 x stipend	September 02	February 24	112
Speech/Debate	.4	September 03	April 01	135
Yearbook	.4	September 04	May 25	165
YPAS	.4	September 04	May 25	165
ROTC Rifle Team	.4	September 02	February 7	107
ROTC Drill Team	.4	October 15	May 12	131
MIDDLE SCHOOL				
School Tech Coordinator	.5	August 12	May 25	179
Academic Coordinator	.3	September 10	May 25	161
Basketball	.3	October 09	February 10	76
Cheerleading	.2	September 23	February 10	88
Drill Team	.1	September 23	February 10	88
Future Problem Solving	.1	October 03	February 24	91
Quick Recall	.1	September 03	April 28	148
Activities Sponsor	.1	September 10	May 25	161
ELEMENTARY SCHOOL				
School Tech Coordinator	.4	August 12	May 25	179